

ADITYA BIRLA

GRASIM INDUSTRIES LIMITED
 CIN: L17124MP1947PLC000410
Registered Office: P.O. Birlagram, Nagda - 456 331, Dist. Ujjain, Madhya Pradesh, India
Tel.: +91 7366-246766
Corporate Office: Aditya Birla Centre, "A" Wing, 2nd Floor, S.K. Ahire Marg, Worli, Mumbai - 400 030, Maharashtra, India
Tel. No.: +91 22 6652 5000 / 2499 5000; **Fax No.:** + 91 22 6652 5114 / 2499 5114
E-mail: grasim.secretarial@adityabirla.com ; **Website:** www.grasim.com

PUBLIC NOTICE

Notice is hereby given that the following equity share certificates which were issued by the Company are stated to have been lost/ misplaced. Adhering to the provisions of Section 124(6) of the Companies Act, 2013 read with the Investor Education and Protection Fund Authority (Accounting, Audit, Transfer and Refund) Rules, 2016, as amended from time to time, the Company has already transferred to the Investor Education and Protection Fund (IEPF) Authority the equity shares comprised in these share certificates after following the necessary procedure. Consequently, these share certificates automatically stand cancelled and are non-negotiable.:

Sr. No.	Folio Number	Name of the Shareholder(s)	Share Certificate Number	Distinctive Numbers		Number of Shares
				From	To	
1	602904	ANUPAM KASERA	3093014	444545146	444545210	65
2	114756	UMESH VIRCHAND SHAH & MADHUKANTA VIRCHAND SHAH	3105813	446262336	446262635	300
3	722445	UMESH VIRCHAND SHAH & MADHUKANTA VIRCHAND SHAH	3105854	446267291	446267515	225
4	GRA0305577	UMESH VIRCHAND SHAH & MADHUKANTA VIRCHAND SHAH	3305577	654831615	654831839	225
5	073763	G NARAYANA SWAMY	3126064	450100756	450100840	85
6	M13528	MOHAMED YUSUF MUSVEE & HAJARA BAI	3127199	450291936	450291985	50
7	S18869	SHREE KRISHNA LATH	3130455	451068606	451068670	65
8	551473	SARAJ MOHATA & NARAYAN DAS MOHATA	3127164	450287921	450287975	55
9	901760	AJIT RAO YADAV & NIRUPAMA YADAV	3134989	452447236	452448635	1400
10	006861	T J KANNAN & SHANTHA KUMARI KANNAN	3127629	450356981	450357155	175
11	062243	NALINI S PUJARI	3114187	448277466	448277615	150

Any person(s) who has/have any claim in respect of the aforesaid equity shares may lodge claim with the Company's Registrar and Transfer Agent i.e. "KFin Technologies Limited" Selenium Tower B, Plot Nos. 31 & 32, Financial District, Nanakramguda, Serilingampally Mandal, Hyderabad - 500 032, Telangana, India within seven (7) days from the date of publication of this notice, failing which, the Company will proceed to approve any claim for return of the above given equity shares from the IEPF Authority, as and when received from the registered holders/ rightful claimants.

FOR GRASIM INDUSTRIES LIMITED

SAILESH KUMAR DAGA
 COMPANY SECRETARY
 FCS - 4164

Place : Mumbai
 Date : 30th January 2023

CSL FINANCE LIMITED
 Regd. Office: 410-412, 18/12, 4th Floor, W.E.A, Arya Samaj Road, Karol Bagh, New Delhi-110005
 Corp. Office: 716-717, 7th floor, Tower B, World Trade Tower, Noida, Sector-16, U.P.-201301
 (CIN: L74899DL1992PLC051462; Tel: 0120-4290654; Email: info@cslfinance.in; Web: www.cslfinance.in)

Revenue 14% Q-O-Q **PAT 6% Q-O-Q** **AUM 13% Q-O-Q** **Revenue 62% Y-O-Y** **PAT 48% Y-O-Y** **AUM 62% Y-O-Y**

EXTRACT OF UN-AUDITED FINANCIAL RESULTS FOR THE QUARTER AND NINE MONTHS ENDED DECEMBER 31, 2022

Particulars	Amount (Rs. in Lakhs)					
	Quarter Ended			Nine Months Ended		Year ended
	31-Dec-22 Un-audited	30-Sep-22 Un-audited	31-Dec-21 Un-audited	31-Dec-22 Un-audited	31-Dec-21 Un-audited	31-Mar-22 Audited
Total Income from operations	3122.85	2737.05	1893.01	8364.69	5158.51	7,462.54
Net Profit/(loss) for the period (before tax, Exceptional and/or Extraordinary Items)	1586.50	1505.14	1184.80	4511.56	3072.61	4,475.43
Net Profit/(loss) for the period before tax (after Exceptional and/or Extraordinary Items)	1586.50	1505.14	1184.80	4511.56	3072.61	4,475.43
Net Profit/(loss) for the period after tax (after Exceptional and/or Extraordinary Items)	1189.78	1119.53	866.80	3373.18	2277.47	3344.94
Total Comprehensive Income for the period [Comprising Profit / (Loss) for the period (after tax) and other Comprehensive Income (after tax)]	1189.78	1119.53	866.80	3373.18	2277.47	3,349.95
Paid up Equity Share Capital	2030.44	2030.44	1840.01	2030.44	1840.01	2030.44
Reserves (excluding Revaluation reserve)	25708.74	24503.54	21609.85	25708.74	21609.85	22816.96
Securities Premium Account	7302.83	7302.83	4567.52	7302.83	4567.52	7302.83
Net Worth	35042.02	33836.81	28017.38	35042.02	28017.38	32149.49
Paid up Debt Capital/Outstanding Debt	34893.46	26278.03	14450.80	34893.46	14450.81	20416.58
Debt Equity Ratio	1.00	0.78	0.51	1.00	0.51	0.64
Earnings per share (Face value of Rs. 10/- each) (for continuing and discontinued operations)-						
Basic	5.74	5.40	4.71	16.27	12.38	17.86
Diluted	5.66	5.33	4.67	16.05	12.26	17.75
Capital Redemption Reserve	62.16	62.16	62.16	62.16	62.16	62.16
Debenture Redemption Reserve	1200	1200	400	1200	400	1200
Debt Service Coverage Ratio	NA	NA	NA	NA	NA	NA
Interest Service Coverage Ratio	NA	NA	NA	NA	NA	NA

- Notes:**
- The above is an extract of the detailed format of Un-Audited Financial Results for the quarter and nine-months ended on December 31, 2022 filed with National Stock Exchange of India Limited (NSE) and BSE Limited under Regulation 33, 52 (and other Regulations as applicable) of the SEBI (Listing Obligations and Disclosure Requirements) Regulations, 2015. The full format of the above Financial Results is available on the Stock Exchange(s) website viz. <https://www.nseindia.com/> and www.bseindia.com respectively and on the company's website at www.cslfinance.in.
 - The above Un-Audited Financial Results were reviewed & recommended by the Audit Committee and then approved by the Board of Directors at their respective meetings held on 30 January, 2023.
 - The above Un-Audited Financial Results have been prepared in accordance with the principles laid down in The Indian Accounting Standards.

On behalf of the Board
 For CSL Finance Limited
 Sd/-
 Rohit Gupta
 (Managing Director)
 DIN: 00045077

Place : Noida
 Date : 30.01.2023

KEMP & COMPANY LIMITED
 Regd. Office: DGP House, 5th Floor, 88-C, Old Prabhadevi Road, Mumbai - 400 025 CIN: L24239MH1982PLC000047
 TEL: 022 66539000 FAX: 022 66539089
 Email: kemp-investor@kempnco.com WEB: www.kempnco.com

Extract of statement of Unaudited Financial Results for the Quarter Ended 31st December, 2022

Sr. No.	Particulars	(₹ in Lakhs)		
		For the Quarter Ended 31.12.2022 (Unaudited)	31.12.2021 (Unaudited)	31.12.2022 (Unaudited)
1	Total Income from Operations	162.63	86.14	336.42
2	Net Profit / (Loss) for the period (before Tax, Exceptional and / or Extraordinary items)	59.13	(3.05)	13.26
3	Net Profit / (Loss) for the period before Tax (after Exceptional and / or Extraordinary items)	59.13	(3.05)	13.26
4	Net Profit / (Loss) for the period after Tax (after Exceptional and / or Extraordinary items)	54.02	(3.21)	19.59
5	Total Comprehensive Income for the period [Comprising Profit / (Loss) for the period (after tax) and other comprehensive income (after tax)]	74.37	974.29	(2,508.87)
6	Equity Share Capital	108.02	108.02	108.02
7	Reserves excluding revaluation reserve as at balance sheet:	-	-	-
8	Basic / Diluted Earning per share	5.00	(0.30)	1.81

NOTES:

- The above is an extract of detailed format of Quarterly financials Results filed with BSE Ltd under regulation 33 of the Securities and Exchange Board of India (Listing Obligations and Disclosure Requirements) Regulations, 2015. The full format of said quarterly financials results are available on the exchange website www.bseindia.com and on the company's website www.kempnco.com.
- The Unaudited Financial Results for the Quarter and Nine Months Ended 31st December, 2022 have been taken on record by Board of Directors at its meeting held on 30th January, 2023.

On behalf of Board of Directors for KEMP & COMPANY LTD.

Shalini D. Piramal
 Managing Director
 D.I.No - 01365328

Place : Mumbai
 Dated : 30th January, 2023

ORIENT GREEN POWER COMPANY LIMITED
 Registered office: Bascon Futura SV, 4th Floor, No: 10/1, Venkatanarayana Road, T. Nagar, Chennai - 600017
 Corporate Identity Number : L40108TN2006PLC061665

EXTRACT OF CONSOLIDATED UNAUDITED FINANCIAL RESULTS FOR THE QUARTER ENDED DECEMBER 31, 2022

S.No.	Particulars	(Rs. in Lakhs)		
		Quarter Ended 31/12/2022	Year Ended 31/03/2022	Quarter Ended 31/12/2021
		Unaudited	Audited	Unaudited
1	Total Income from Operations	5,733	31,522	8,330
2	Net Profit/(Loss) for the period (before tax, Exceptional items and/or Extraordinary items)	(845)	1,823	762
3	Net Profit/(Loss) for the period before tax (after Exceptional items and/or Extraordinary items)	903	4,655	761
4	Net Profit/(Loss) for the period after tax, Exceptional and/or Extraordinary items (before discontinued operations)	903	4,655	761
5	Net Profit/(Loss) for the period after tax from discontinued operations	71	(1,077)	(133)
6	Net Profit/(Loss) for the period after tax from continuing and discontinued operations (after Exceptional and/or Extraordinary items)	974	3,578	628
7	Total Comprehensive Income for the period (Comprising Profit/(Loss) for the period (after tax) and Other Comprehensive Income (after tax))	1,431	3,482	546
8	Equity Share Capital (Face Value of the share - Rs. 10/- each)	75,072	75,072	75,072
9	Other Equity	-	(26,126)	-
10	Earnings Per Share (EPS) (after Extraordinary items) of Rs.10/- each (Not annualised)			
	(A) For Continuing Operations			
a)	Basic	0.12	0.58	0.09
b)	Diluted	0.12	0.58	0.09
	(B) For Discontinued Operations			
a)	Basic	0.01	(0.11)	(0.01)
b)	Diluted	0.01	(0.11)	(0.01)

Notes:

- The above results were reviewed by the Audit Committee and approved by the Board of Directors of the Company at its meeting held on January 30, 2023.
- The above extract is as per Regulation 47 of the SEBI (Listing Obligations and Disclosure Requirements) Regulations, 2015 (as amended). Also, as required, the specified items of the Standalone financial results of the company are given below.

S.No.	Particulars	Standalone		
		Quarter Ended 31/12/2022	Year Ended 31/03/2022	Quarter Ended 31/12/2021
		Unaudited	Audited	Unaudited
1	Total Turnover of the company	527	2,978	705
2	Net Profit/(Loss) for the period (before tax, after exceptional and/or extraordinary items)	1,414	(1,978)	(232)
3	Net Profit/(Loss) for the period after tax, Exceptional and/or Extraordinary Items (before discontinued operations)	1,414	(1,978)	(232)
4	Net Profit/(Loss) for the period after tax from discontinued operations	71	(195)	(16)
5	Net Profit/(Loss) for the period after tax from continuing and discontinued operations	1,485	(2,173)	(248)
6	Total Comprehensive Income/(loss) for the period (comprising profit/(loss) and other comprehensive income for the period after tax)	1,486	(2,170)	(247)

3. The above is an extract of the detailed format of quarterly financial results filed with the Stock Exchanges under Regulation 33 of the SEBI (Listing Obligations and Disclosure Requirements) Regulations, 2015 (as amended). The full format of these quarterly financial results is available on the Stock Exchange websites (www.nseindia.com and www.bseindia.com) and on the website of the company (www.orientgreenpower.com).







For and on behalf of the Board of Directors
T Shivaraman
 CEO & Managing Director
 DIN: 01312018

Place : Chennai
 Date : January 30, 2023

How to Meet Decision Makers without an Appointment

Write to sales@bsmail.in now, for a customised solution to your business requirements

Business Standard Insight Out

-  71% readers in NCCS A1 and A2
-  12 English, 6 Hindi editions: 1000+ towns
-  6 lakh registered users, 12 million unique visitors per month
-  Print readers spend >15 min per day, digital >5 min per visit
-  The most-read business medium in top B-Schools
-  150+ events every year

business-standard.com

